

Phoulds - Wood Shell

Design - Allermuir

Elegance, poise and comfort were the words that guided the development of Phoulds. Meticulous joining of two pressed plywood shells create the chair's structure which is lined with a distinctive six panel upholstery style. Phoulds offers the diversity of both high and mid back shells and two distinctive support frames. In addition the outer shell has the option of being fully upholstered.



standard & optional features

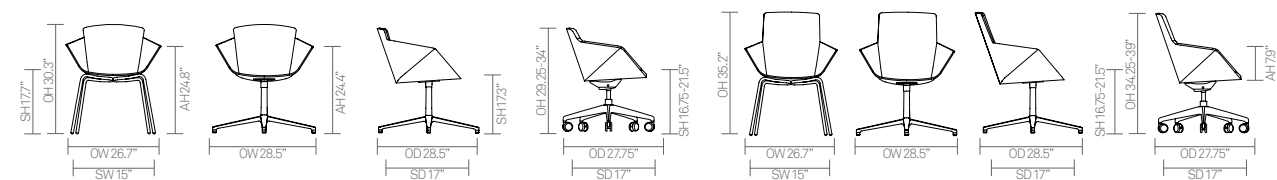
- Standard feature
- Not available

	PH1	PH3	PH2	PH4	PH7	PH8
	Medium back 4 leg	High back 4 leg Wood shell	Medium back 4-Star base	High back 4-Star base Wood shell	Medium back 5-Star base on casters Wood Shell	High back 5-Star base on casters Wood shell
Weight	29lbs	31lbs	30lbs	31lbs	35lbs	37lbs
Beech shell with a clear finish*	●	●	●	●	●	●
6 Panel upholstery with CMHR foam	●	●	●	●	●	●
Tubular steel frame finished in Polished Chrome with self leveling glides*	●	●	□	□	□	□
4-star Polished Aluminum base with felt glides*	□	□	●	●	□	□
Plastic under seat shroud	●	●	□	□	□	□
5-star polished base with casters	□	□	□	□	●	●
Seat height adjustment	□	□	□	□	●	●
Optional features:						
Tubular Steel frame available in Black powder coat*	+\$0	+\$0	-	-	-	-
Beech shell can be stained or color washed*	+\$58	+\$72	+\$58	+\$72	+\$58	+\$72
Walnut veneer shell with a clear finish*	+\$140	+\$140	+\$140	+\$140	+\$140	+\$140
Plastic self leveling glides with felt	+\$20	+\$20	-	-	-	-
Two-tone upholstery (use the price of the highest band of the fabrics selected)	+\$50	+\$50	+\$50	+\$50	+\$50	+\$50

* Please see pages 240-261 for finish reference

dimensions

OH - Overall Height OD - Overall Depth OW - Overall Width AH - Arm Height SH - Seat Height SW - Seat Width SD - Seat Depth



		C.O.M.		C.O.L.												
		1	2	3	4	5	6	7	8	9	10	11	A	B		
PH1 • Medium back • 4 leg • Wood shell	-	1468	1487	1509	1536	1563	1591	1618	1672	1781	1890	1999	1705	2014		
		1.5 yds		33 sq. ft.												
PH3 • High back • 4 leg • Wood shell	-	1579	1601	1627	1659	1691	1723	1756	1820	1949	2077	2206	1805	2171		
		2.5 yds		55 sq. ft.												
PH2 • Medium back • 4-Star base • Wood shell • Swivel	-	1477	1496	1518	1545	1572	1600	1627	1681	1790	1899	2008	1837	2146		
		1.5 yds		33 sq. ft.												
PH4 • High back • 4-Star base • Wood shell • Swivel	-	1588	1610	1636	1668	1700	1732	1765	1829	1958	2086	2215	1937	2303		
		2.5 yds		55 sq. ft.												
PH7 • Medium back • 5-Star base on casters • Wood shell	-	1577	1596	1618	1645	1672	1700	1727	1781	1890	1999	2108	1937	2246		
		2 yds		44 sq. ft.												
PH8 • High back • 5-Star base on casters • Wood shell	-	1688	1710	1736	1768	1800	1832	1865	1929	2058	2186	2315	2037	2403		
		3 yds		66 sq. ft.												

A, B = Leather COM = Customers own Material (yds) - retail based on Grade 1 price COL = Customers own Leather (sq. ft.) - retail based on Grade 3 price All prices listed in US\$



Phoulds - Upholstered Shell

Design - Allermuir

Elegance, poise and comfort were the words that guided the development of Phoulds. Meticulous joining of two pressed plywood shells create the chair's structure which is lined with a distinctive six panel upholstery style. Phoulds offers the diversity of both high and mid back shells and two distinctive support frames. In addition the outer shell has the option of being fully upholstered.



standard & optional features

- Standard feature
- Not available

	PH1U	PH3U	PH2U	PH4U	PH7U	PH8U
	Medium back 4 leg Upholstered shell	High back 4 leg Upholstered Shell	Medium back 4-Star base Upholstered shell	High back 4-Star base Upholstered shell	Medium back 5-Star base on casters Upholstered shell	High back 5-Star base on casters Upholstered shell
Weight	30lbs	33lbs	31lbs	35.5lbs	37lbs	39lbs
6 Panel upholstery with CMHR foam	●	●	●	●	●	●
Fully upholstered outer shell	●	●	●	●	●	●
Tubular steel frame finished in polished chrome with self leveling glides*	●	●	●	□	□	□
4-star polished Aluminum base with felt glides*	□	□	□	●	□	□
Plastic under seat shroud	●	●	●	□	□	□
5-star polished base with casters*	□	□	□	□	●	●
Seat height adjustment	□	□	□	□	●	●
Optional features:						
Tubular Steel frame available in Black powder coat*	+\$0	+\$0	-	-	-	-
Plastic self leveling glides with felt	+\$20	+\$20	-	-	-	-
Two-tone upholstery (use the price of the highest grade of the fabrics selected)	+\$50	+\$50	+\$50	+\$50	+\$50	+\$50

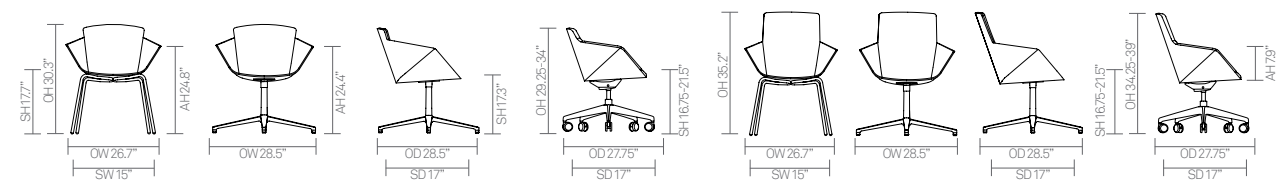
* Please see pages 240-261 for finish reference

		C.O.M.		C.O.L.								A	B	
		1	2	3	4	5	6	7	8	9	10	11	A	B
PH1U • Medium back • 4 leg • Upholstered outer shell	-	1498	1533	1572	1622	1671	1721	1770	1869	2067	2265	2463	2179	2742
		2.5 yds		55 sq. ft.										
PH3U • High back • 4 leg • Upholstered outer shell	-	1533	1568	1608	1657	1707	1756	1806	1905	2103	2301	2499	2223	2786
		3 yds		66 sq. ft.										
PH2U • Medium back • 4-Star base • Upholstered outer shell • Swivel	-	1602	1637	1677	1726	1776	1825	1875	1974	2172	2370	2568	2311	2874
		2.5 yds		55 sq. ft.										
PH4U • High back • 4-Star base • Upholstered outer shell • Swivel	-	1644	1678	1718	1767	1817	1866	1916	2015	2213	2411	2609	2355	2918
		3 yds		66 sq. ft.										
PH7U • Medium back • 5-Star base on casters • Upholstered outer shell	-	1702	1737	1777	1826	1876	1925	1975	2074	2272	2470	2668	2411	2974
		2.5 yds		55 sq. ft.										
PH8U • High back • 5-Star base on casters • Upholstered outer shell	-	1744	1778	1818	1867	1917	1966	2016	2115	2313	2511	2709	2455	3018
		3 yds		66 sq. ft.										

A, B = Leather COM = Customers own Material (yds) - retail based on Grade 1 price COL = Customers own Leather (sq. ft.) - retail based on Grade 3 price All prices listed in US\$



dimensions— OH - Overall Height OD - Overall Depth OW - Overall Width AH - Arm Height SH - Seat Height SW - Seat Width SD - Seat Depth



Phoulds - Quilted

Design - Allermuir







Phoulds Quilted is an elegant and comfortable addition to the luxurious chair range. Meticulous joining of two pressed plywood shells create the chair's structure which is lined with a distinctive six panel quilted upholstery style, offering a new depth of comfort. Phoulds Quilted offers the diversity of both high and mid back shells and two distinctive support frames. In addition the outer shell has the option of being fully upholstered.



standard & optional features

- Standard feature
- Not available

	PH11U	PH13U	PH12U	PH14U	PH17U	PH18U
	Medium back 4 leg Soft quilted upholstery	High back 4 leg Soft quilted upholstery	Medium back 4-Star base Soft quilted upholstery	High back 4-Star base Soft quilted upholstery	Medium back 5-Star base on casters Soft quilted upholstery	High back 5-Star base on casters Soft quilted upholstery
Weight	30lbs	33lbs	31lbs	35.5lbs	37lbs	39lbs
Soft quilted upholstery	●	●	●	●	●	●
Fully upholstered outer shell	●	●	●	●	●	●
Tubular steel frame finished in polished chrome with self leveling glides*	●	●	●	□	□	□
4-star polished Aluminum base with felt glides*	□	□	□	●	□	□
Plastic under seat shroud	●	●	●	□	□	□
5-star polished base with casters*	□	□	□	□	●	●
Seat height adjustment	□	□	□	□	●	●
Optional features:						
Plastic self leveling glides with felt	+\$20	+\$20	-	-	-	-
Two-tone upholstery (use the price of the highest grade of the fabrics selected)	+\$58	+\$58	+\$58	+\$58	+\$58	+\$58

		C.O.M.		C.O.L.								A	B		
		1	2	3	4	5	6	7	8	9	10			11	
PH11U • Medium back • 4 leg • Soft quilted upholstery	-	1648	1683	1722	1772	1821	1871	1920	2019	2217	2515	2813	2279	2942	
		1.5 yds													
PH13U • High back • 4 leg • Soft quilted upholstery	-	1733	1768	1808	1857	1907	1956	2006	2205	2303	2601	2899	2323	2886	
		2.5 yds		55 sq. ft.											
PH12U • Medium back • 4-Star base • Soft quilted upholstery • Swivel	-	1748	1783	1822	1872	1921	1971	2020	2119	2317	2615	2913	2379	3042	
		1.5 yds		33 sq. ft.											
PH14U • High back • 4-Star base • Soft quilted upholstery • Swivel	-	1833	1868	1908	1957	2007	2056	2106	2305	2403	2701	2999	2423	2986	
		2.5 yds		55 sq. ft.											
PH17U • Medium back • 5-Star base on casters • Soft quilted upholstery	-	1848	1883	1922	1972	2021	2071	2120	2219	2417	2715	3013	2479	3142	
		2 yds													
PH18U • High back • 5-Star base on casters • Soft quilted upholstery	-	1933	1968	2008	2057	2107	2156	2206	2405	2503	2801	3099	2523	3086	
		3 yds		66 sq. ft.											

A, B = Leather COM = Customers own Material (yds) - retail based on Grade 1 price COL = Customers own Leather (sq. ft.) - retail based on Grade 3 price All prices listed in US\$

dimensions — OH - Overall Height OD - Overall Depth OW - Overall Width AH - Arm Height SH - Seat Height SW - Seat Width SD - Seat Depth

