

Classic – Low Level Tables

Design – Allermuir

These simple, elegant, center pedestal tables are constructed with meticulous attention to detail, stability and quality. Their incredibly versatile design gives the specifier greater freedom to mix and match with other Allermuir pieces.



standard & optional features

- Standard feature
- Not available

	A46-24RD	A46-30RD	A46-36RD	A46-48RD	A46-2424	A46-3030	A46-3636
	Round Low Level 24" dia.	Round Low Level 30" dia.	Round Low Level 36" dia.	Round Low Level 48" dia.	Square Low Level 24" x 24"	Square Low Level 30" x 30"	Square Low Level 36" x 36"
Weight	41lbs	48lbs	69lbs	102lbs	44lbs	52lbs	75lbs
1" laminate faced MDF core top with a clear finish edge profile *1	●	●	●	●	●	●	●
Steel pedestal base finished in Silver M04 powder coat *2	●	●	●	●	●	●	●
Plastic glides	●	●	●	●	●	●	●

Optional features:

1. Table edge profile can be stained in Solid Black, Espresso and Solid White	+\$25	+\$25	+\$25	+\$25	+\$25	+\$25	+\$25
2. Steel pedestal base available in Polished Chrome	+\$130	+\$130	+\$150	+\$150	+\$130	+\$130	+\$150
2. Steel pedestal base available in Silver powder coat	+\$0	+\$0	+\$0	+\$0	+\$0	+\$0	+\$0
Floor fixing plate	+\$92	+\$92	+\$92	+\$92	+\$92	+\$92	+\$92

* Please see page 232 for Table Edge Finishes, page 234-235 for Table Metal Finishes & adjacent page to table top finish instructions

dimensions – OH - Overall Height OD - Overall Depth OW - Overall Width



Code	Edge	Laminate		Solid Surface	
		A (11, 37, 69)	B (11, 37, 69)	A (80, 82)	
A46-24RD • Round • Low level • 15"h x 24" dia.	11 37 69 80 82	714	840	2213	
A46-30RD • Round • Low level • 15"h x 30" dia.	11 37 69 80 82	802	944	2485	
A46-36RD • Round • Low level • 15"h x 36" dia.	11 37 69	942	1110	-	
A46-48RD • Round • Low level • 15"h x 48" dia.	11 37 69	1262	1507	-	
A46-2424 • Square • Low level • 15"h x 24" x 24"	11 37 69 80 82	714	840	2213	
A46-3030 • Square • Low level • 15"h x 30" x 30"	11 37 69 80 82	802	944	2485	
A46-3636 • Square • Low level • 15"h x 36" x 36"	11 37 69 80 82	942	1110	-	

A, B = Grade A & B Laminate Range

A = Grade A Solid Surface

Edge 11, 37, 69, 80, 82 = Edge Detail

Non-Stock Table Top Finishes

See Page 236 for Grade A & B Laminate Options

See Page 238 for Solid Surface Grade A Options

See Page 231 for Table Edge Details

See Page 230 for Non-Stock Table Top Information

All prices listed in US \$

Classic – Side Tables

Design – Allermuir

These simple, elegant, center pedestal tables are constructed with meticulous attention to detail, stability and quality. Their incredibly versatile design gives the specifier greater freedom to mix and match with other Allermuir pieces.



standard & optional features

- Standard feature
- Not available

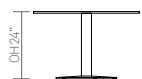
	A44-24RD	A44-30RD	A44-36RD	A44-48RD	A44-2424	A44-3030	A44-3636
	Round Side 24" dia.	Round Side 30" dia.	Round Side 36" dia.	Round Side 48" dia.	Square Side 24" x 24"	Square Side 30" x 30"	Square Side 36" x 36"
Weight	□	□	□	□	□	□	□
1" laminate faced MDF core top with a clear finish edge profile *1	●	●	●	●	●	●	●
Steel pedestal base finished in Silver M04 powder coat *2	●	●	●	●	●	●	●
Plastic glides	●	●	●	●	●	●	●

Optional features:

1. Table edge profile can be stained in Solid Black, Espresso and Solid White	+\$25	+\$25	+\$25	+\$25	+\$25	+\$25	+\$25
2. Steel pedestal base available in Polished Chrome	+\$130	+\$130	+\$150	+\$150	+\$130	+\$130	+\$150
2. Steel pedestal base available in Silver powder coat	+\$0	+\$0	+\$0	+\$0	+\$0	+\$0	+\$0
Floor fixing plate	+\$92	+\$92	+\$92	+\$92	+\$92	+\$92	+\$92

* Please see page 232 for Table Edge Finishes, page 234-235 for Table Metal Finishes & adjacent page to table top finish instructions

dimensions— OH - Overall Height OD - Overall Depth OW - Overall Width



Code	Edge	Laminate		Solid Surface
		A (11, 37, 69)	B (11, 37, 69)	A (80, 82)
A44-24RD • Round • Side table • 24" h x 24" dia.	11 37 69 80 82	745	879	2314
A44-30RD • Round • Side table • 24" h x 30" dia.	11 37 69 80 82	832	988	2599
A44-36RD • Round • Side table • 24" h x 36" dia.	11 37 69	985	1160	-
A44-48RD • Round • Side table • 24" h x 48" dia.	11 37 69	1299	1549	-
A44-2424 • Square • Side table • 24" h x 24" x 24"	11 37 69 80 82	745	879	2314
A44-3030 • Square • Side table • 15" h x 30" x 30"	11 37 69 80 82	832	988	2599
A44-3636 • Square • Side table • 15" h x 36" x 36"	11 37 69	985	1160	-

A, B = Grade A & B Laminate Range

See Page 236 for Grade A & B Laminate Options

All prices listed in US \$

A = Grade A Solid Surface

See Page 238 for Solid Surface Grade A Options

Edge 11, 37, 69, 80, 82 = Edge Detail

See Page 231 for Table Edge Details

Non-Stock Table Top Finishes

See Page 230 for Non-Stock Table Top Information



Classic – Dining Height Tables

Design – Allermuir

These simple, elegant, center pedestal tables are constructed with meticulous attention to detail, stability and quality. Their incredibly versatile design gives the specifier greater freedom to mix and match with other Allermuir pieces.



standard & optional features

- Standard feature
- Not available

	A47-24RD Round Dining Height 24" dia.	A47-30RD Round Dining Height 30" dia.	A47-36RD Round Dining Height 36" dia.	A47-42RD Round Dining Height 42" dia.	A47-48RD Round Dining Height 48" dia.
Weight	44lbs	50lbs	71lbs	□	□
1" laminate faced MDF core top with a clear finish edge profile *1	●	●	●	●	●
steel pedestal base finished in Silver M04 powder coat *2	●	●	●	●	●
Plastic glides	●	●	●	●	●

Optional features:

1. Table edge profile can be stained in Solid Black, Espresso and Solid White	+\$25	+\$25	+\$25	+\$25	+\$25
2. steel pedestal base available in Polished Chrome	+\$130	+\$130	+\$150	+\$150	+\$150
2. steel pedestal base available in Silver powder coat	+\$0	+\$0	+\$0	+\$0	+\$0
Floor fixing plate	+\$92	+\$92	+\$92	+\$92	+\$92

* Please see page 232 for Table Edge Finishes, page 234-235 for Table Metal Finishes & adjacent page to table top finish instructions

Code	Edge	Laminate		Solid Surface
		A (11, 37, 69)	B (11, 37, 69)	A (80, 82)
A47-24RD • Round • Dining height • 29"h x 24" dia	11 37 69 80 82	779	917	2415
A47-30RD • Round • Dining height • 29"h x 30" dia	11 37 69 80 82	874	1031	2713
A47-36RD • Round • Dining height • 29"h x 36" dia	11 37 69	1029	1211	-
A47-42RD • Round • Dining height • 29"h x 42" dia	11 37 69	1182	1401	-
A47-48RD • Round • Dining height • 29"h x 48" dia	11 37 69	1337	1591	-



A, B = Grade A & B Laminate Range

A = Grade A Solid Surface

Edge 11, 37, 69, 80, 82 = Edge Detail

Non-Stock Table Top Finishes

See Page 236 for Grade A & B Laminate Options

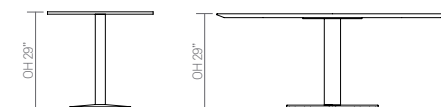
See Page 238 for Solid Surface Grade A Options

See Page 231 for Table Edge Details

See Page 230 for Non-Stock Table Top Information

All prices listed in US \$

dimensions – OH - Overall Height OD - Overall Depth OW - Overall Width



Classic – Dining Height Tables

Design – Allermuir

These simple, elegant, center pedestal tables are constructed with meticulous attention to detail, stability and quality. Their incredibly versatile design gives the specifier greater freedom to mix and match with other Allermuir pieces.



standard & optional features

- Standard feature
- Not available

	A47-2424	A47-3030	A47-3636	A47-3024	A47-3624	A47-3630
	Square Dining Height 24" x 24"	Square Dining Height 30" x 30"	Square Dining Height 36" x 36"	Rectangle Dining Height 30" x 24"	Rectangle Dining Height 36" x 24"	Rectangle Dining Height 36" x 30"
Weight	46lbs	55lbs	78lbs	□	□	□
1" laminate faced MDF core top with a clear finish edge profile *1	●	●	●	●	●	●
steel pedestal base finished in Silver M04 powder coat *2	●	●	●	●	●	●
Plastic glides	●	●	●	●	●	●

Optional features:

1. Table edge profile can be stained in Solid Black, Espresso and Solid White	+\$25	+\$25	+\$25	+\$25	+\$25	+\$25
2. steel pedestal base available in Polished Chrome	+\$130	+\$130	+\$130	+\$130	+\$130	+\$130
2. steel pedestal base available in Silver powder coat	+\$0	+\$0	+\$0	+\$0	+\$0	+\$0
Floor fixing plate	+\$92	+\$92	+\$92	+\$92	+\$92	+\$92

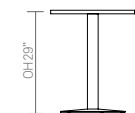
* Please see page 232 for Table Edge Finishes, page 234-235 for Table Metal Finishes & adjacent page to table top finish instructions

Code	Edge	Laminate		Solid Surface
		A (11, 37, 69)	B (11, 37, 69)	A (80, 82)
A47-2424 • Square • Dining height • 29"h x 24"x 24"	11 37 69 80 82	779	917	2415
A47-3030 • Square • Dining height • 29"h x 30"x 30"	11 37 69 80 82	874	1031	2713
A47-3636 • Square • Dining height • 29"h x 36"x 36"	11 37 69	1029	1211	-
A47-3024 • Rectangle • Dining height • 29"h x 30"x 24"	11 37 69 80 82	926	1031	2713
A47-3624 • Rectangle • Dining height • 29"h x 36"x 24"	11 37 69	1029	1211	-
A47-3630 • Rectangle • Dining height • 29"h x 36"x 30"	11 37 69	1035	1220	-



A, B = Grade A & B Laminate Range See Page 236 for Grade A & B Laminate Options All prices listed in US \$
 A = Grade A Solid Surface See Page 238 for Solid Surface Grade A Options
 Edge 11, 37, 69, 80, 82 = Edge Detail See Page 231 for Table Edge Details
 Non-Stock Table Top Finishes See Page 230 for Non-Stock Table Top Information

dimensions – OH - Overall Height OD - Overall Depth OW - Overall Width



Classic – Dining Height Tables

Design – Allermuir

These simple, elegant, center pedestal tables are constructed with meticulous attention to detail, stability and quality. Their incredibly versatile design gives the specifier greater freedom to mix and match with other Allermuir pieces.



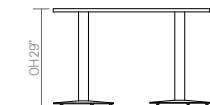
standard & optional features

- Standard feature
- Not available

	A47-4830 Rectangle Dining Height 48" x 30"	A47-5430 Rectangle Dining Height 54" x 30"	A47-6030 Rectangle Dining Height 60" x 30"	A481-6630 Rectangle Dining Height 66" x 30"	A47-7230 Rectangle Dining Height 72" x 30"
Weight	□	□	□	□	□
1" laminate faced MDF core top with a clear finish edge profile *1	●	●	●	●	●
Steel pedestal base finished in Silver M04 powder coat *2	●	●	●	●	●
Plastic glides	●	●	●	●	●
Optional features:					
1. Table edge profile can be stained in Solid Black, Espresso and Solid White	+\$25	+\$25	+\$25	+\$25	+\$25
2. Steel pedestal base available in Polished Chrome	+\$260	+\$260	+\$260	+\$260	+\$260
2. Steel pedestal base available in Silver powder coat	+\$0	+\$0	+\$0	+\$0	+\$0
Floor fixing plate	+\$184	+\$184	+\$184	+\$184	+\$184

* Please see page 232 for Table Edge Finishes, page 234-235 for Table Metal Finishes & adjacent page to table top finish instructions

dimensions – OH - Overall Height OD - Overall Depth OW - Overall Width



Code	Edge	Laminate		Solid Surface
		A (11, 37, 69)	B (11, 37, 69)	A (80, 82)
A47-4830 • Rectangle • Dining height • 29"h x 48"x30"	11 37 69 80 82	1580	1861	5133
A47-5430 • Rectangle • Dining height • 29"h x 54"x30"	11 37 69 80 82	1625	1921	5283
A47-6030 • Rectangle • Dining height • 29"h x 60"x30"	11 37 69 80 82	1671	1981	5432
A47-6630 • Rectangle • Dining height • 29"h x 66"x30"	11 37 69 80 82	1716	2040	5582
A47-7230 • Rectangle • Dining height • 29"h x 72"x30"	11 37 69 80 82	1763	2098	5731

A, B = Grade A & B Laminate Range

A = Grade A Solid Surface

Edge 11, 37, 69, 80, 82 = Edge Detail

Non-Stock Table Top Finishes

See Page 236 for Grade A & B Laminate Options

See Page 238 for Solid Surface Grade A Options

See Page 231 for Table Edge Details

See Page 230 for Non-Stock Table Top Information

All prices listed in US \$



Classic – Dining Height Tables

Design – Allermuir

These simple, elegant, center pedestal tables are constructed with meticulous attention to detail, stability and quality. Their incredibly versatile design gives the specifier greater freedom to mix and match with other Allermuir pieces.



standard & optional features

- Standard feature
- Not available

	A47-4836 Rectangle Dining Height 48" x 36"	A47-5436 Rectangle Dining Height 54" x 36"	A47-6036 Rectangle Dining Height 60" x 36"	A481-6636 Rectangle Dining Height 66" x 36"	A47-7236 Rectangle Dining Height 72" x 36"	A47-4244 Rectangle Dining Height 42" x 44"
Weight	□	□	□	□	□	□
1" laminate faced MDF core top with a clear finish edge profile *1	●	●	●	●	●	●
Steel pedestal base finished in Silver M04 powder coat *2	●	●	●	●	●	●
Plastic glides	●	●	●	●	●	●

Optional features:

1. Table edge profile can be stained in Solid Black, Espresso and Solid White	+\$25	+\$25	+\$25	+\$25	+\$25	+\$25
2. Steel pedestal base available in Polished Chrome	+\$260	+\$260	+\$260	+\$260	+\$260	+\$260
2. Steel pedestal base available in Silver powder coat	+\$0	+\$0	+\$0	+\$0	+\$0	+\$0
Floor fixing plate	+\$184	+\$184	+\$184	+\$184	+\$184	+\$184

* Please see page 232 for Table Edge Finishes, page 234-235 for Table Metal Finishes & adjacent page to table top finish instructions

Code	Edge	Laminates		Solid Surface
		A (11, 37, 69)	B (11, 37, 69)	A (80, 82)
A47-4836 • Rectangle • Dining height • 29"h x 48"x36"	11 37 69 80 82	1737	2046	5646
A47-5436 • Rectangle • Dining height • 29"h x 54"x36"	11 37 69 80 82	1788	2114	5811
A47-6036 • Rectangle • Dining height • 29"h x 60"x36"	11 37 69 80 82	1838	2178	5975
A47-6636 • Rectangle • Dining height • 29"h x 66"x36"	11 37 69 80 82	1888	2244	6041
A47-7236 • Rectangle • Dining height • 29"h x 72"x36"	11 37 69 80 82	1939	2308	6304
A47-4244 • Rectangle • Dining height • 29"h x 42"x44"	11 37 69 80 82	1763	2080	5729



A, B = Grade A & B Laminate Range

See Page 236 for Grade A & B Laminate Options

All prices listed in US \$

A = Grade A Solid Surface

See Page 238 for Solid Surface Grade A Options

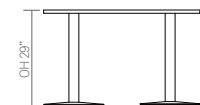
Edge 11, 37, 69, 80, 82 = Edge Detail

See Page 231 for Table Edge Details

Non-Stock Table Top Finishes

See Page 230 for Non-Stock Table Top Information

dimensions— OH - Overall Height OD - Overall Depth OW - Overall Width



Classic – High Level Tables

Design – Allermuir

These simple, elegant, center pedestal tables are constructed with meticulous attention to detail, stability and quality. Their incredibly versatile design gives the specifier greater freedom to mix and match with other Allermuir pieces.



standard & optional features

- Standard feature
- Not available

	A48-24RD	A48-30RD	A48-24RDFR	A48-30RDFR
	Round High Level 24" dia.	Round High Level 30" dia.	Round High Level 24" dia.	Round High Level 30" dia.
Weight	59lbs	65lbs	63lbs	85lbs
1" laminate faced MDF core top with a clear finish edge profile *1	●	●	●	●
Steel pedestal base finished in Silver M04 powder coat *2	●	●	□	□
Plastic glides	●	●	●	●
Footring	□	□	●	●

Optional features:

1. Table edge profile can be stained in Solid Black, Espresso and Solid White	+\$25	+\$25	+\$25	+\$25
2. Steel pedestal base available in Polished Chrome	+\$150	+\$150	□	□
Floor fixing plate	+\$92	+\$92	+\$92	+\$92

* Please see page 232 for Table Edge Finishes, page 234-235 for Table Metal Finishes & adjacent page to table top finish instructions

Code	Edge	Laminates		Solid Surface
		A (11, 37, 69)	B (11, 37, 69)	A (80, 82)
A48-24RD • Round • High level • 40"h x 24" dia.	11 37 69 80 82	924	1088	2863
A48-30RD • Round • High level • 40"h x 30" dia.	11 37 69 80 82	1021	1203	3165
A48-24RDFR • Round • High level • Footring • 40"h x 24" dia.	11 37 69 80 82	1244	1407	3182
A48-30RDFR • Round • High level • Footring • 40"h x 30" dia.	11 37 69 80 82	1340	1522	3484

A, B = Grade A & B Laminate Range

See Page 236 for Grade A & B Laminate Options

All prices listed in US\$

A = Grade A Solid Surface

See Page 238 for Solid Surface Grade A Options

Edge 11, 37, 69, 80, 82 = Edge Detail

See Page 231 for Table Edge Details

Non-Stock Table Top Finishes

See Page 230 for Non-Stock Table Top Information



dimensions – OH - Overall Height OD - Overall Depth OW - Overall Width

