

Mote

Design – Allermuir

Mote has been designed to provide a holistic solution when designing dynamic environments. Created as a complete lounge seating range, no detail is an afterthought, with every inch having been given careful consideration to eliminate dead space.

The Mote family includes sofas, ottomans, screens and accessories, each linking seamlessly to each other to create a combination of rectilinear and curvilinear forms for beautiful yet defined spaces.



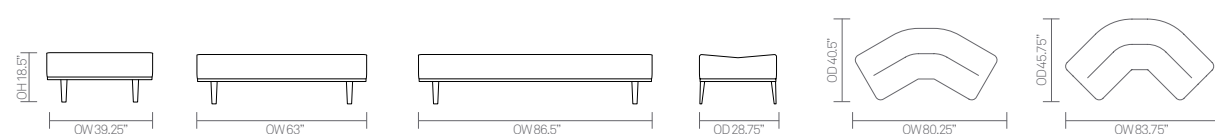
standard & optional features






- Standard feature
- Not available

	MTE OT01	MTE OT02	MTE OT03	MTE OT90	MTE OT120
	Single Seat Ottoman	Two Seat Ottoman	Three Seat Ottoman	90° Ottoman	120° Ottoman
Weight	□	□	□	□	□
Ottoman - Traditional carcass construction with multi density foam	●	●	●	●	●
Fully upholstered	●	●	●	●	●
Cast aluminum legs finished in Black powder coat *1	●	●	●	●	●
Plastic glides with leveling adjustment	●	●	●	●	●
Optional features:					
1. Cast aluminum frame available in Flint Gray, Mineral Sand, Mellow Yellow or Orange Crush	+\$0	+\$0	+\$0	+\$0	+\$0
End arms	□	+\$330	+\$330	□	□
Single arm - mid	□	+\$165	□	□	□
Double arms - intermediate	□	□	+\$330	□	□
1 x Front facing, frame integrated power unit - 2 x powered USB and 1 x power outlet	+\$585	+\$585	□	+\$585	+\$585
2 x Front facing, frame integrated power unit - 2 x powered USB and 1 x power outlet	□	□	+\$1170	□	□
1 x Rear facing, frame integrated power unit - 2 x powered USB and 1 x power outlet	+\$585	+\$585	□	□	□
2 x Rear facing, frame integrated power unit - 2 x powered USB and 1 x power outlet	□	□	+\$1170	+\$1170	+\$1170
Two-tone upholstery (use the price for the highest grade of the fabric selected)	+\$50	+\$50	+\$50	+\$50	+\$50

* Please see pages 74-81 for Textile Finishes & COM Requirements & page 83 for Seating Metal Finishes

dimensions — OH - Overall Height OD - Overall Depth OW - Overall Width



Fabric Grade	C.O.M.		C.O.L.								A	B		
	1	2	3	4	5	6	7	8	9	10			11	
MTEOT01 • Single seat ottoman	1364	1425	1494	1581	1668	1754	1841	2014	2361	2707	3054	-	-	
4.5 yds														
MTEOT02 • Two seat ottoman	1896	1974	2063	2174	2286	2397	2508	2731	3177	3622	4068	-	-	
6.25 yds														
MTEOT03 • Three seat ottoman	2407	2505	2618	2759	2900	3041	3183	3465	4029	4593	5158	-	-	
8 yds														
MTEOT90 • 90° angled ottoman	3117	3229	3358	3519	3680	3841	4001	4323	4967	5610	6254	-	-	
7 yds														
MTEOT120 • 120° angled ottoman	3195	3324	3473	3659	3844	4030	4215	4587	5329	6072	6814	-	-	
7.25 yds														

A, B = Leather

All prices listed in US \$

COM = Customers own Material (yds)

COL = Customers own Leather (sq ft.)

Mote is not suitable for upholstery in Leather.

* Please note all fabrics will be railroad stitched due to size of product

to specify your soft seating...

1. Check the **Standard Features & Finishes** and select the **Model** you require
2. Select the **Fabric Grade** for the fabric you are using (standard fabrics are listed from page 88) this will give you the basic price per item
3. Select any **Optional Extras or Alternative Finishes** you require and add on any extra costs as shown per chair
4. You now have the total cost and specification for **Your Item**

When ordering please ensure that you send us all this information so we can correctly fulfill your requirements.

Mote

Design – Allermuir

Mote has been designed to provide a holistic solution when designing dynamic environments. Created as a complete lounge seating range, no detail is an afterthought, with every inch having been given careful consideration to eliminate dead space.

The Mote family includes sofas, ottomans, screens and accessories, each linking seamlessly to each other to create a combination of rectilinear and curvilinear forms for beautiful yet defined spaces.



standard & optional features

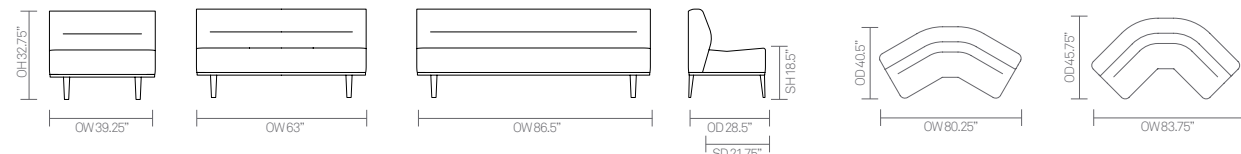
● Standard feature
□ Not available

	MTESF01	MTESF02	MTESF03	MTESF90	MTESF120
	Single Seat Sofa	Two Seat Sofa	Three Seat Sofa	90° Sofa	120° Sofa
Weight	□	□	□	□	□
Sofa - Traditional carcass construction with multi density foam	●	●	●	●	●
Fully upholstered	●	●	●	●	●
Cast aluminum legs finished in Black powder coat *1	●	●	●	●	●
Plastic glides with leveling adjustment	●	●	●	●	●
Optional features:					
1. Cast aluminum frame available in Flint Gray, Mineral Sand, Mellow Yellow or Orange Crush	+\$0	+\$0	+\$0	+\$0	+\$0
End arms	+\$330	+\$330	+\$330	□	□
Single arm - mid	□	+\$165	□	□	□
Double arms - intermediate	□	□	+\$330	□	□
1 x Front facing, frame integrated power unit - 2 x powered USB and 1 x power outlet	+\$585	+\$585	□	+\$585	+\$585
2 x Front facing, frame integrated power unit - 2 x powered USB and 1 x power outlet	□	□	+\$1170	□	□
1 x Rear facing, frame integrated power unit - 2 x powered USB and 1 x power outlet	+\$585	+\$585	□	□	□
2 x Rear facing, frame integrated power unit - 2 x powered USB and 1 x power outlet	□	□	+\$1170	+\$1170	+\$1170
Two-tone upholstery (use the price for the highest grade of the fabric selected)	+\$50	+\$50	+\$50	+\$50	+\$50

* Please see pages 74-81 for Textile Finishes & COM Requirements & page 83 for Seating Metal Finishes

dimensions

OH - Overall Height OD - Overall Depth OW - Overall Width SH - Seat Height SD - Seat Depth



Fabric Grade	C.O.M.		C.O.L.								A	B		
	1	2	3	4	5	6	7	8	9	10			11	
MTESF01 • Single seat sofa	1879	1955	2042	2151	2260	2369	2478	2695	3131	3567	4002	-	-	
	5.5 yds													
MTESF02 • Two seat sofa	2581	2689	2811	2965	3118	3272	3425	3732	4346	4960	5573	-	-	
	8.25 yds													
MTESF03 • Three seat sofa	3345	3484	3642	3840	4038	4236	4434	4830	5622	6414	7206	-	-	
	11 yds													
MTESF90 • 90° angled sofa	4740	4913	5111	5359	5606	5854	6101	6596	7586	8576	9566	-	-	
	9.5 yds													
MTESF120 • 120° angled sofa	4867	5058	5276	5548	5820	6092	6365	6909	7998	9087	10176	-	-	
	8.25 yds													

A, B = Leather

All prices listed in US \$

COM = Customers own Material (yds)

COL = Customers own Leather (sq ft.)

Mote is not suitable for upholstery in Leather.

** Please note all fabrics will be railroad stitched due to size of product*

to specify your soft seating...

1. Check the **Standard Features & Finishes** and select the **Model** you require
2. Select the **Fabric Grade** for the fabric you are using (standard fabrics are listed from page 88) this will give you the basic price per item
3. Select any **Optional Extras or Alternative Finishes** you require and add on any extra costs as shown per chair
4. You now have the total cost and specification for **Your Item**

When ordering please ensure that you send us all this information so we can correctly fulfill your requirements.

Mote

Design – Allermuir

Mote has been designed to provide a holistic solution when designing dynamic environments. Created as a complete lounge seating range, no detail is an afterthought, with every inch having been given careful consideration to eliminate dead space.

The Mote family includes sofas, ottomans, screens and accessories, each linking seamlessly to each other to create a combination of rectilinear and curvilinear forms for beautiful yet defined spaces.



standard & optional features

● Standard feature
□ Not available

	MTE BSS01	MTE BSS02	MTE BSS03	MTE BSS90	MTE BSS120
	Single Seat Sofa With Rear Screen	Two Seat Sofa With Rear Screen	Three Seat Sofa With Rear Screen	90° Angled Sofa With Rear Screen	120° Rear Screen
Weight	□	□	□	□	□
Sofa - Traditional carcass construction with multi density foam	●	●	●	●	●
Rear screens	●	●	●	●	●
Fully upholstered	●	●	●	●	●
Cast aluminum legs finished in Black powder coat *1	●	●	●	●	●
Plastic glides with leveling adjustment	●	●	●	●	●

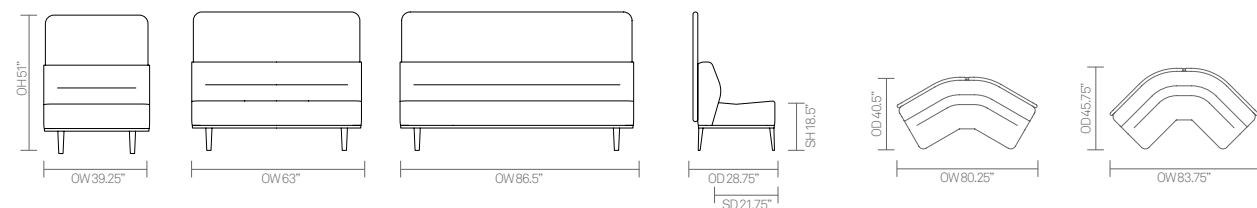
Optional features:

1. Cast aluminum frame available in Flint Gray, Mineral Sand, Mellow Yellow or Orange Crush	+\$0	+\$0	+\$0	+\$0	+\$0
End arms	+\$330	+\$330	+\$330	□	□
Single arm - mid	□	+\$165	□	□	□
Double arms - intermediate	□	□	+\$330	□	□
1 x Front facing, frame integrated power unit - 2 x powered USB and 1 x power outlet	+\$585	+\$585	□	+\$585	+\$585
2 x Front facing, frame integrated power unit - 2 x powered USB and 1 x power outlet	□	□	+\$1170	□	□
1 x Rear facing, frame integrated power unit - 2 x powered USB and 1 x power outlet	+\$585	+\$585	□	□	□
2 x Rear facing, frame integrated power unit - 2 x powered USB and 1 x power outlet	□	□	+\$1170	+\$1170	+\$1170
Two-tone upholstery (use the price for the highest grade of the fabric selected)	+\$50	+\$50	+\$50	+\$50	+\$50

* Please see pages 74-81 for Textile Finishes & COM Requirements & page 83 for Seating Metal Finishes

dimensions

OH - Overall Height OD - Overall Depth OW - Overall Width SH - Seat Height SD - Seat Depth



Fabric Grade	C.O.M.		C.O.L.										
	1	2	3	4	5	6	7	8	9	10	11	A	B
MTE BSS01 • Single seat sofa • Rear Screen	2544	2657	2786	2946	3107	3268	3429	3751	4394	5038	5681	-	-
8.75 yds													
MTE BSS02 • Two seat sofa • Rear Screen	3439	3604	3792	4027	4262	4497	4732	5203	6143	7084	8024	-	-
13 yds													
MTE BSS03 • Three seat sofa • Rear Screen	4342	4559	4806	5115	5425	5734	6044	6662	7900	9137	10375	-	-
17.75 yds													
MTE BSS90 • 90° angled sofa • Rear screen	6369	6646	6963	7359	7755	8151	8547	9339	10923	12507	14091	-	-
18.25 yds													
MTE BSS120 • 120° angled sofa • Rear screen	6477	6771	7108	7528	7949	8370	8791	9632	11315	12998	14681	-	-
17 yds													

A, B = Leather

All prices listed in US \$

COM = Customers own Material (yds)

COL = Customers own Leather (sq ft.)

Mote is not suitable for upholstery in Leather.

* Please note all fabrics will be railroad stitched due to size of product

to specify your soft seating..

1. Check the **Standard Features & Finishes** and select the **Model** you require
2. Select the **Fabric Grade** for the fabric you are using (standard fabrics are listed from page 88) this will give you the basic price per item
3. Select any **Optional Extras or Alternative Finishes** you require and add on any extra costs as shown per chair
4. You now have the total cost and specification for **Your Item**

When ordering please ensure that you send us all this information so we can correctly fulfill your requirements.

Note

Design – Allermuir

Mote has been designed to provide a holistic solution when designing dynamic environments. Created as a complete lounge seating range, no detail is an afterthought, with every inch having been given careful consideration to eliminate dead space.

The Mote family includes sofas, ottomans, screens and accessories, each linking seamlessly to each other to create a combination of rectilinear and curvilinear forms for beautiful yet defined spaces.



standard & optional features

- Standard feature
- Not available

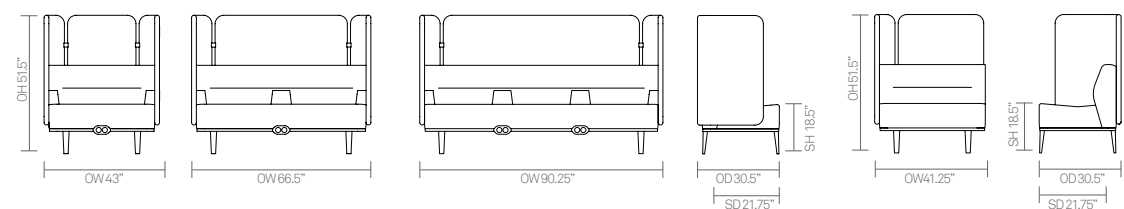
	MTE BSF01	MTE BSF02	MTE BSF03	MTE BCSL01	MTE BCSR01
	Single seat sofa with rear and side screens	Two seat sofa with rear and side screens	Three seat sofa with rear and side screens	Single seat sofa with rear and left hand corner screen	Single seat sofa with rear and right hand corner screen
Weight	□	□	□	□	□
Sofa - Traditional carcass construction with multi density foam	●	●	●	●	●
Rear and side screens	●	●	●	□	□
Rear and left hand corner screen with arm	□	□	□	●	□
Rear and right hand corner screen with arm	□	□	□	□	●
Fully upholstered	●	●	●	●	●
End arms	●	●	●	□	□
Cast aluminum legs finished in Black powder coat *1	●	●	●	●	●
Plastic glides with leveling adjustment	●	●	●	●	●

Optional features:

1. Cast aluminum frame available in Flint Gray, Mineral Sand, Mellow Yellow or Orange Crush	+\$0	+\$0	+\$0	+\$0	+\$0
Single arm - mid	□	+\$165	□	□	□
Double arms - intermediate	□	□	+\$330	□	□
2 x Bag/Coat hooks finished in satin chrome fitted to the outer left hand screen	□	□	□	+\$125	□
2 x Bag/Coat hooks finished in satin chrome fitted to the outer right hand screen	□	□	□	□	+\$125
4 x Bag/Coat hooks finished in satin chrome fitted to left and right hand outer screens	+\$250	+\$250	+\$250	□	□
1 x Front facing, frame integrated power unit - 2 x powered USB and 1 x power outlet	+\$585	+\$585	□	□	□
2 x Front facing, frame integrated power unit - 2 x powered USB and 1 x power outlet	□	□	+\$1170	□	□
1 x Rear facing, frame integrated power unit - 2 x powered USB and 1 x power outlet	+\$585	+\$585	□	□	□
2 x Rear facing, frame integrated power unit - 2 x powered USB and 1 x power outlet	□	□	+\$1170	□	□
Two-tone upholstery (use the price for the highest grade of the fabric selected)	+\$50	+\$50	+\$50	+\$50	+\$50

* Please see pages 74-81 for Textile Finishes & COM Requirements & page 83 for Seating Metal Finishes

dimensions— OH - Overall Height OD - Overall Depth OW - Overall Width SH - Seat Height SD - Seat Depth



Fabric Grade	C.O.M.		C.O.L.										
	1	2	3	4	5	6	7	8	9	10	11	A	B
MTE BSF01 • Single seat sofa • Rear and side screens	3976	4138	4322	4552	4782	5012	5242	5703	6624	7544	8465	-	-
11.75 yds													
MTE BSF02 • Two seat sofa • Rear and side screens	4938	5151	5395	5699	6004	6308	6613	7221	8439	9657	10875	-	-
16.25 yds													
MTE BSF03 • Three seat sofa • Rear and side screens	5857	6126	6433	6816	7200	7584	7967	8735	10269	11804	13338	-	-
20.75 yds													
MTE BCSL01 • Single seat sofa • Rear and left hand corner screen	3371	3513	3675	3878	4081	4284	4487	4893	5705	6517	7328	-	-
10.5 yds													
MTE BCSR01 • Single seat sofa • Rear and right hand corner screen	3371	3513	3675	3878	4081	4284	4487	4893	5705	6517	7328	-	-
10.5 yds													

A, B = Leather

All prices listed in US \$

COM = Customers own Material (yds)

COL = Customers own Leather (sq ft.)

Mote is not suitable for upholstery in Leather.

** Please note all fabrics will be railroad stitched due to size of product*

to specify your soft seating...

1. Check the **Standard Features & Finishes** and select the **Model** you require
2. Select the **Fabric Grade** for the fabric you are using (standard fabrics are listed from page 88) this will give you the basic price per item
3. Select any **Optional Extras or Alternative Finishes** you require and add on any extra costs as shown per chair
4. You now have the total cost and specification for **Your Item**

When ordering please ensure that you send us all this information so we can correctly fulfill your requirements.

Note

Design – Allermuir

Mote has been designed to provide a holistic solution when designing dynamic environments. Created as a complete lounge seating range, no detail is an afterthought, with every inch having been given careful consideration to eliminate dead space.

The Mote family includes sofas, ottomans, screens and accessories, each linking seamlessly to each other to create a combination of rectilinear and curvilinear forms for beautiful yet defined spaces.



standard & optional features

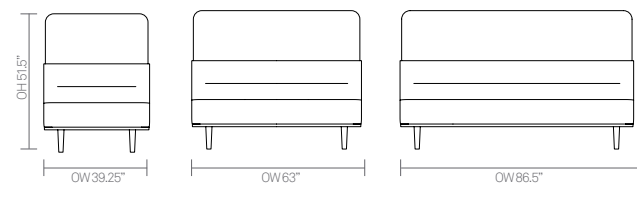
- Standard feature
- Not available

	MTE BSS01T	MTE BSS02T	MTE BSS03T	MTE BSF01T	MTE BSF02T	MTE BSF03T
Weight	□	□	□	□	□	□
Sofa - Traditional carcass construction with multi density foam	●	●	●	●	●	●
1" White TFL rear mounted work shelf with a clear edge profile and scallop cut out* (Edge ref 44) *2	●	●	●	●	●	●
Rear screens	●	●	●	□	□	□
Rear and side screens	□	□	□	●	●	●
Fully upholstered	●	●	●	●	●	●
End arms	□	□	□	●	●	●
Cast aluminum legs finished in Black powder coat *1	●	●	●	●	●	●
Plastic glides with leveling adjustment	●	●	●	●	●	●
Optional features:						
1. Cast aluminum frame available in Flint Gray, Mineral Sand, Mellow Yellow or Orange Crush	+\$0	+\$0	+\$0	+\$0	+\$0	+\$0
2. Rear mounted work shelf available in all standard TFL finishes	+\$0	+\$0	+\$0	+\$0	+\$0	+\$0
2. Work shelf edge profile can be stained	+\$25	+\$25	+\$25	+\$25	+\$25	+\$25
End arms	+\$330	+\$330	+\$330	□	□	□
Single arm - mid	□	+\$165	□	□	+\$165	□
Double arms - intermediate	□	□	+\$330	□	□	+\$330
4 x Bag/Coat hooks finished in satin chrome fitted to left and right hand outer screens	□	□	□	+\$250	+\$250	+\$250
1 x Front facing, frame integrated power unit - 2 x powered USB and 1 x power outlet	+\$585	+\$585	+\$585	+\$585	+\$585	□
2 x Front facing, frame integrated power unit - 2 x powered USB and 1 x power outlet	□	□	+\$1170	□	□	+\$1170
1 x Rear facing, frame integrated power unit - 2 x powered USB and 1 x power outlet	+\$585	+\$585	□	+\$585	+\$585	□
2 x Rear facing, frame integrated power unit - 2 x powered USB and 1 x power outlet	□	□	+\$1170	□	□	+\$1170
Two-tone upholstery (use the price for the highest grade of the fabric selected)	+\$50	+\$50	+\$50	+\$50	+\$50	+\$50

* Please see pages 74-81 for Textile Finishes & COM Requirements, page 83 for Seating Metal Finishes & page 87-88 Table Top Finishes

dimensions

OH - Overall Height OD - Overall Depth OW - Overall Width SH - Seat Height SD - Seat Depth WSH - Work Shelf Height



Fabric Grade	C.O.M.		C.O.L.								A	B	
	1	2	3	4	5	6	7	8	9	10			11
MTE BSS01T • Single seat sofa • Rear screen • Work shelf	3494	3607	3736	3896	4057	4218	4379	4701	5344	5988	6631	-	-
8.75 yds													
MTE BSS02T • Two seat sofa • Rear screen • Work shelf	4459	4624	4812	5047	5282	5517	5752	6223	7163	8104	9044	-	-
13 yds													
MTE BSS03T • Three seat sofa • Rear screen • Work shelf	5422	5639	5886	6195	6505	6814	7124	7742	8980	10217	11455	-	-
17.75 yds													
MTE BSF01T • Single seat sofa • Rear and side screens • Work shelf	4926	5088	5272	5502	5732	5962	6192	6653	7574	8494	9415	-	-
11.75 yds													
MTE BSF02T • Two seat sofa • Rear and side screens • Work shelf	5958	6171	6415	6719	7024	7328	7633	8241	9459	10677	11895	-	-
16.25 yds													
MTE BSF03T • Three seat sofa • Rear and side screens • Work shelf	6937	7206	7513	7896	8280	8664	9047	9815	11349	12884	14418	-	-
20.75 yds													

A, B = Leather

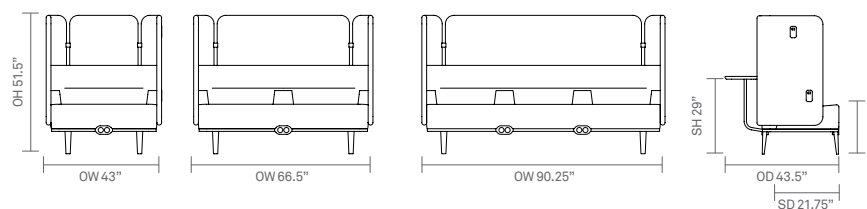
All prices listed in US \$

COM = Customers own Material (yds)

COL = Customers own Leather (sq ft.)

Mote is not suitable for upholstery in Leather.

** Please note all fabrics will be railroad stitched due to size of product*



Mote

Design – Allermuir

Mote has been designed to provide a holistic solution when designing dynamic environments. Created as a complete lounge seating range, no detail is an afterthought, with every inch having been given careful consideration to eliminate dead space.

The Mote family includes sofas, ottomans, screens and accessories, each linking seamlessly to each other to create a combination of rectilinear and curvilinear forms for beautiful yet defined spaces.



standard & optional features

- Standard feature
- Not available

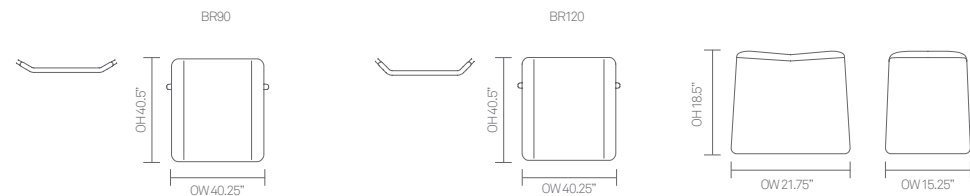
	MTE BR90 90° Bridging Screen	MTE BR120 120° Bridging Screen	MTE MED01 Media Panel	MTE FST Low Stool	MTE MEDTB01 Two Seat Table	MTE MEDTB02 Four / Six Seat Table
Weight	□	□	□	□	□	□
Fully upholstered	●	●	●	●	□	□
Screen attachment brackets in Black *3	●	●	●	□	□	□
1" TFL top with a clear edge profile, available in White TFL *1	□	□	□	□	●	●
Fully upholstered table support in fabric matching bridging screen	□	□	□	□	●	●
Table support base plate finished in Black powder coat *3	□	□	□	□	●	●
Plastic glides *2	□	□	□	●	□	□
Optional features:						
1. Table edge profile can be stained	□	□	□	□	+\$25	+\$25
2. Plastic glides with felt	□	□	□	+\$20	□	□
3. Available in Flint Gray, Mineral Sand, Mellow Yellow or Orange Crush	+\$0	+\$0	+\$0	□	+\$0	+\$0
Integral vertical cable management - cable exit point below table	□	□	+\$95	□	□	□
Integral vertical cable management - cable exit point above table	□	□	+\$95	□	□	□
Two-tone upholstery (use the price for the highest grade of the fabric selected)	□	□	□	+\$50	□	□

* Please see pages 74-81 for Textile Finishes & COM Requirements & page 87-88 Table Top Finishes

Accessories		
MTE-WBF Magnetic dry wipe board - front facing		+\$229
MTE-WBR Magnetic dry wipe board - rear facing		+\$229



dimensions — OH - Overall Height OW - Overall Width



Fabric Grade	C.O.M.		C.O.L.								A	B	
	1	2	3	4	5	6	7	8	9	10			11
MTE BR90 • 90° bridging screen	907	952	1003	1068	1132	1196	1261	1389	1647	1902	2159	-	-
	3.5 yds												
MTE BR120 • 120° bridging screen	907	952	1003	1068	1132	1196	1261	1389	1647	1904	2162	-	-
	3.5 yds												
MTE MED01 • Media panel	1065	1110	1161	1226	1290	1354	1419	1547	1805	2060	2317	-	-
	3.5 yds												
MTE FST • Low stool	640	659	681	708	735	763	790	844	953	1062	1171	-	-
	2.25 yds												

	Edge	TFL A
MTE-MEDTB01 • Two seat table	44	828
MTE-MEDTB02 • Four / six seat table	44	888

A, B = Leather

COM = Customers own Material (yds)

COL = Customers own Leather (sq ft.)

All prices listed in US \$

Mote is not suitable for upholstery in Leather.

* Please note all fabrics will be railroad stitched due to size of product

