

Pause

Design – Allermuir

Pause is a contemporary modular seating system which works as individual pieces or in modular layouts to create waiting, working or relaxing environments. The range's versatility lends itself to a host of applications across corporate or hospitality environments.



standard & optional features

- Standard feature
- Not available

	PSM100	PSM101LH	PSM101RH	PSM102	PSM103LH	PSM103RH
	Single Seat	Single Seat, 3/4 Back (Left Hand)	Single Seat, 3/4 Back (Right Hand)	Single Seat, Full Back	Single Seat, Corner Back (Left Hand)	Single Seat, Corner Back (Right Hand)
Weight	42lbs	48lbs	48lbs	50lbs	53lbs	53lbs
Traditional carcass seat construction	●	●	●	●	●	●
Molded foam back construction	□	●	●	●	●	●
Tubular steel frame finished in Silver M04 powder coat *1	●	●	●	●	●	●
Plastic glides with leveling adjustment	●	●	●	●	●	●

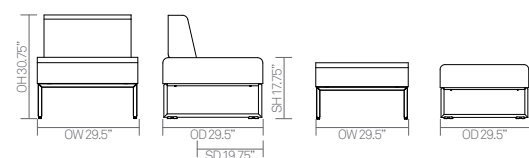
Optional features:

1. Tubular steel frame available in Polished Chrome	+ \$45	+ \$45	+ \$45	+ \$45	+ \$45	+ \$45
Seat to seat linking	+ \$40	+ \$40	+ \$40	+ \$40	+ \$40	+ \$40
Two-tone upholstery (use the price of the highest grade of the fabrics selected)	+ \$50	+ \$50	+ \$50	+ \$50	+ \$50	+ \$50

Available in a limited range of coated fabrics, please contact the Internal Sales Support Department for more details.

* Please see pages 74-81 for Textile Finishes & COM Requirements & page 83 for Seating Metal Finishes

dimensions — OH - Overall Height OD - Overall Depth OW - Overall Width SH - Seat Height SW - Seat Width SD - Seat Depth



Fabric Grade	C.O.M.		C.O.L.										A	B
	1	2	3	4	5	6	7	8	9	10	11			
PSM100 • Single seat	993	1018	1047	1083	1119	1155	1191	1263	1407	1551	1695	-	-	
	2 yds													
PSM101LH • Single seat 3/4 back (left hand)	1241	1283	1331	1391	1451	1511	1571	1691	1931	2171	2411	-	-	
	3.5 yds													
PSM101RH • Single seat 3/4 back (right hand)	1241	1283	1331	1391	1451	1511	1571	1691	1931	2171	2411	-	-	
	3.5 yds													
PSM102 • Single seat full back	1242	1286	1335	1395	1454	1514	1574	1695	1934	2175	2414	-	-	
	3.5 yds													
PSM103LH • Single seat corner back (left hand)	1345	1396	1454	1526	1597	1670	1742	1886	2174	2462	2750	-	-	
	3.75 yds													
PSM103RH • Single seat corner back (right hand)	1345	1396	1454	1526	1597	1670	1742	1886	2174	2462	2750	-	-	
	3.75 yds													

A, B = Leather

All prices listed in US\$

COM = Customers own Material (yds)

COL = Customers own Leather (sq ft.)

to specify your soft seating...

1. Check the **Standard Features & Finishes** and select the **Model** you require
2. Select the **Fabric Grade** for the fabric you are using (standard fabrics are listed from page 88) this will give you the basic price per item
3. Select any **Optional Extras or Alternative Finishes** you require and add on any extra costs as shown per chair
4. You now have the total cost and specification for **Your Item**

When ordering please ensure that you send us all this information so we can correctly fulfill your requirements.

Pause

Design – Allermuir

Pause is a contemporary modular seating system which works as individual pieces or in modular layouts to create waiting, working or relaxing environments. The range's versatility lends itself to a host of applications across corporate or hospitality environments.



standard & optional features

● Standard feature
□ Not available

	PSM200	PSM201LH/ RH	PSM202	PSM203LH/ RH	PSM204	PSM205	PSM206RH/ PSM207LH
	Two Seater	Two Seater, Full Back (Left Hand)	Two Seater, 2 Full Backs	Two Seater, Corner Back (Left Hand)	Two Seater, Two Corner Backs	Two Seater, "Love Seat"	Two Seater, Full & Corner Back
Weight	62lbs	70lbs	80lbs	74lbs	80lbs	80lbs	78lbs
Traditional carcass seat construction	●	●	●	●	●	●	●
Molded foam back construction	□	●	●	●	●	●	●
Tubular steel frame finished in Silver M04 powder coat *1	●	●	●	●	●	●	●
Plastic glides with leveling adjustment	●	●	●	●	●	●	●

Optional features:

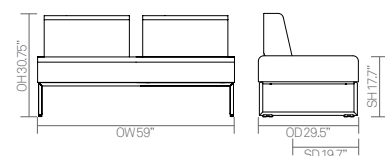
1. Tubular steel frame available in Polished Chrome	+ \$80	+ \$80	+ \$80	+ \$80	+ \$80	+ \$80	+ \$80
Seat to seat linking	+ \$40	+ \$40	+ \$40	+ \$40	+ \$40	+ \$40	+ \$40
Two-tone upholstery (use the price of the highest grade of the fabrics selected)	+ \$50	+ \$50	+ \$50	+ \$50	+ \$50	+ \$50	+ \$50

Available in a limited range of coated fabrics, please contact the Internal Sales Support Department for more details.

* Please see pages 74-81 for Textile Finishes & COM Requirements & page 83 for Seating Metal Finishes

dimensions

OH - Overall Height OD - Overall Depth OW - Overall Width AH - Arm Height SH - Seat Height SW - Seat Width SD - Seat Depth



Fabric Grade	C.O.M.		C.O.L.									A	B	
	1	2	3	4	5	6	7	8	9	10	11			
PSM200 • Two seater	1488	1523	1564	1614	1665	1715	1765	1867	2068	2269	2471	-	-	
3 yds														
PSM201LH • Two seater Full back (left hand)	1744	1795	1852	1924	1997	2069	2140	2285	2573	2861	3149	-	-	
4.5 yds														
PSM201RH • Two seater Full back (right hand)														
PSM202 • Two seater 2 Full backs	2018	2085	2163	2259	2355	2451	2547	2739	3123	3507	3892	-	-	
5.75 yds														
PSM203RH • 2 seater corner back (right hand)	1847	1933	2000	2084	2169	2252	2336	2504	2841	3176	3513	-	-	
4.75 yds														
PSM203LH • 2 seater corner back (left hand)														
PSM204 • Two seater 2 corner backs	2251	2336	2432	2552	2672	2792	2912	3152	3632	4112	4652	-	-	
6.5 yds														
PSM205 • Two seater "Love Seat"	2251	2336	2432	2552	2672	2792	2912	3152	3632	4112	4652	-	-	
6.5 yds														
PSM206 (RH) • Two seater full and corner back	2134	2210	2296	2404	2512	2620	2729	2944	3377	3808	4241	-	-	
6.5 yds														
PSM207 (LH) • Two seater full and corner back														

A, B = Leather

All prices listed in US \$

COM = Customers own Material (yds)

COL = Customers own Leather (sq ft.)

to specify your soft seating...

1. Check the **Standard Features & Finishes** and select the **Model** you require
2. Select the **Fabric Grade** for the fabric you are using (standard fabrics are listed from page 88) this will give you the basic price per item
3. Select any **Optional Extras or Alternative Finishes** you require and add on any extra costs as shown per chair
4. You now have the total cost and specification for **Your Item**

When ordering please ensure that you send us all this information so we can correctly fulfill your requirements.

Pause

Design – Allermuir

Pause is a contemporary modular seating system which works as individual pieces or in modular layouts to create waiting, working or relaxing environments. The range's versatility lends itself to a host of applications across corporate or hospitality environments.



standard & optional features

- Standard feature
- Not available

	PSB154L	PSB214L	PSB154H	PSB214H
	Low Bench 59" w	Low Bench 82.5" w	High Bench 59" w	High Bench 82.5" w
Weight	48lbs	59lbs	60lbs	65lbs
Traditional carcass seat construction	●	●	●	●
Tubular steel frame finished in Silver M04 powder coat *1	●	●	●	●
Plastic glides with leveling adjustment	●	●	●	●

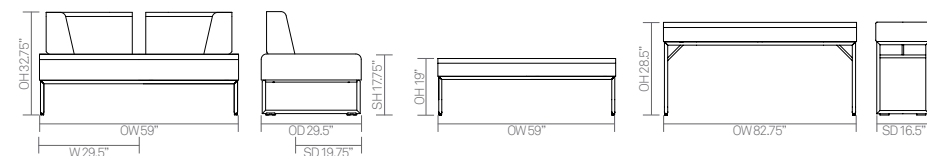
Optional features:

1. Tubular steel frame available in Polished Chrome	+ \$65	+ \$80	+ \$90	+ \$100
Two-tone upholstery (use the price of the highest grade of the fabrics selected)	+ \$50	+ \$50	+ \$50	+ \$50

Available in a limited range of coated fabrics, please contact the Internal Sales Support Department for more details.

* Please see pages 74-81 for Textile Finishes & COM Requirements & page 83 for Seating Metal Finishes

dimensions — OH - Overall Height OD - Overall Depth OW - Overall Width AH - Arm Height SH - Seat Height SW - Seat Width SD - Seat Depth



Fabric Grade	C.O.M.		C.O.L.									A	B
	1	2	3	4	5	6	7	8	9	10	11		
PSB154L • Low bench 59" w	1608 2.25 yds	1635	1664	1704	1742	1780	1819	1895	2049	2203	2357	-	-
PSB214L • Low bench 82.5" w	1854 3.25 yds	1891	1933	1987	2040	2093	2145	2251	2462	2673	2884	-	-
PSB154H • High bench 59" w	1770 2.25 yds	1797	1827	1866	1905	1942	1981	2058	2211	2365	2519	-	-
PSB214H • High bench 82.5" w	2010 3.25 yds	2046	2089	2142	2192	2227	2300	2405	2617	2828	3040	-	-

A, B = Leather

COM = Customers own Material (yds)

COL = Customers own Leather (sq ft.)

All prices listed in US \$



to specify your soft seating...

1. Check the **Standard Features & Finishes** and select the **Model** you require
2. Select the **Fabric Grade** for the fabric you are using (standard fabrics are listed from page 88) this will give you the basic price per item
3. Select any **Optional Extras or Alternative Finishes** you require and add on any extra costs as shown per chair
4. You now have the total cost and specification for **Your Item**

When ordering please ensure that you send us all this information so we can correctly fulfill your requirements.

Pause

Design – Allermuir

Pause is a contemporary modular seating system which works as individual pieces or in modular layouts to create waiting, working or relaxing environments. The range's versatility lends itself to a host of applications across corporate or hospitality environments.



standard & optional features

- Standard feature
- Not available

	PSS042L	PSS042H	PSP075L	PSP075H
	Mobile Low Stool	Static High Stool	Low - Power Module	High - Power Module
Weight	17lbs	22lbs	19lbs	23lbs
Tubular steel frame finished in Silver M04 powder coat *1	●	●	●	●
Electrical unit includes 2 outlets and 2 USBs in Silver *3	□	□	●	●
Plastic glides with leveling adjustment	□	●	●	●
2.25" hard wheel casters *2	●	□	□	□

Optional features:

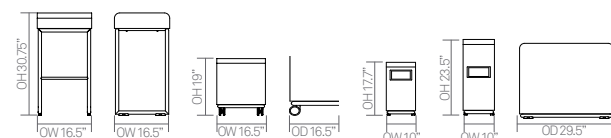
1. Tubular steel frame available in Polished Chrome	+ \$30	+ \$50	+ \$40	+ \$40
2. Soft wheel casters	+ \$30	□	□	□
2. Glides	+ \$45	□	□	□
4. Electrical unit includes 2 outlets and 2 USBs available in Black	□	□	+ \$0	+ \$0
Counter height stool option, seat height 24.5" (add CH to product code)	□	+ \$72	□	□
Two-tone upholstery (use the price of the highest grade of the fabrics selected)	+ \$50	+ \$50	+ \$50	+ \$50





Available in a limited range of coated fabrics, please contact the Internal Sales Support Department for more details.

* Please see pages 74-81 for Textile Finishes & COM Requirements & page 83 for Seating Metal Finishes

dimensions

OH - Overall Height OD - Overall Depth OW - Overall Width AH - Arm Height SH - Seat Height SW - Seat Width SD - Seat Depth



Fabric Grade	C.O.M.		C.O.L.									A	B	
	1	2	3	4	5	6	7	8	9	10	11			
PSS042L • Mobile low stool	850 2.75 yds	872	897 60.5 sq ft.	927	960	991	1022	1084	1209	1334	1458	1012	1362	
PSS042H • Static high stool	874 1.6 yds	886	900 35.2 sq ft.	916	933	950	967	1000	1067	1134	1202	913	1105	
PSP075L • Low - power module	1474 2.25 yds	1504	1537	1579	1621	1663	1705	1790	1958	2126	2295	-	-	
PSP075H • High - power module	1486 2.75 yds	1522	1564	1616	1668	1720	1772	1875	2083	2291	2499	-	-	

A, B = Leather

All prices listed in US \$

COM = Customers own Material (yds)

COL = Customers own Leather (sq ft.)

to specify your soft seating...

1. Check the **Standard Features & Finishes** and select the **Model** you require
2. Select the **Fabric Grade** for the fabric you are using (standard fabrics are listed from page 88) this will give you the basic price per item
3. Select any **Optional Extras or Alternative Finishes** you require and add on any extra costs as shown per chair
4. You now have the total cost and specification for **Your Item**

When ordering please ensure that you send us all this information so we can correctly fulfill your requirements.