

Pause

Design – Allermuir

Pause is a contemporary modular seating system which works as individual pieces or in modular layouts to create waiting, working or relaxing environments. The range's versatility lends itself to a host of applications across corporate or hospitality environments.



standard & optional features



- Standard feature
- Not available

	PSM100 Single Seat	PSM101LH Single seat, 3/4 back (Left hand)	PSM101RH Single seat, 3/4 back (Right hand)	PSM102 Single seat, full back	PSM103LH Single seat, corner back (Left hand)	PSM103RH Single seat, corner back (Right hand)
Weight	42lbs	48lbs	48lbs	50lbs	53lbs	53lbs
Traditional carcass seat construction	●	●	●	●	●	●
Molded foam back construction	●	●	●	●	●	●
Tubular Steel frame finished in Silver M04 powder coat*	●	●	●	●	●	●
Plastic glides with leveling adjustment	●	●	●	●	●	●
Optional features:						
Seat to seat linking	+\$40	+\$40	+\$40	+\$40	+\$40	+\$40
Tubular Steel frame available in polished chrome*	+\$45	+\$45	+\$45	+\$45	+\$45	+\$45
Two-tone upholstery (use the price of the highest grade of the fabrics selected)	+\$50	+\$50	+\$50	+\$50	+\$50	+\$50

Available in a limited range of vinyls, please contact the Internal Sales Support Department for more details.

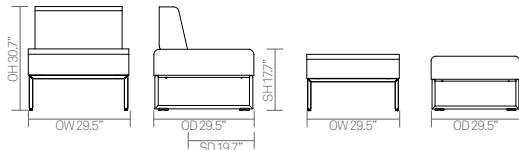
Please see pages 222-229 for the full range of Pause tables.

* Please see pages 240-261 for finish reference

Fabric Grade	C.O.M.		C.O.L.									A	B	
	1	2	3	4	5	6	7	8	9	10	11			
PSM100 • Single seat	954	979	1008	1044	1080	1116	1152	1224	1368	1512	1656	-	-	
2 yds														
PSM101LH • Single seat 3/4 back (left hand)	1193	1235	1283	1343	1403	1463	1523	1643	1883	2123	2363	-	-	
3.5 yds														
PSM101RH • Single seat 3/4 back (right hand)	1193	1235	1283	1343	1403	1463	1523	1643	1883	2123	2363	-	-	
3.5 yds														
PSM102 • Single seat full back	1194	1238	1287	1347	1406	1466	1526	1647	1886	2127	2366	-	-	
3.5 yds														
PSM103LH • Single seat corner back (left hand)	1293	1344	1402	1474	1545	1618	1690	1834	2122	2410	2698	-	-	
3.75 yds														
PSM103RH • Single seat corner back (right hand)	1293	1344	1402	1474	1545	1618	1690	1834	2122	2410	2698	-	-	
3.75 yds														

A, B = Leather COM = Customers own Material (yds) - retail based on Grade 1 price COL = Customers own Leather (sq ft.) - retail based on Grade 3 price All prices listed in US \$

dimensions — OH - Overall Height OD - Overall Depth OW - Overall Width AH - Arm Height SH - Seat Height SW - Seat Width SD - Seat Depth



Pause

Design – Allermuir

Pause is a contemporary modular seating system which works as individual pieces or in modular layouts to create waiting, working or relaxing environments. The range's versatility lends itself to a host of applications across corporate or hospitality environments.



standard & optional features

- Standard feature
- Not available

	PSM200	PSM201LH	PSM201RH	PSM202	PSM203LH	PSM203RH
	Two seater	Two seater, full back (Left hand)	Two seater, full back (Right hand)	Two seater, 2 full backs	Two seater, corner back (Left hand)	Two seater, corner back (Right hand)
Weight	62lbs	70lbs	70lbs	80lbs	74lbs	74lbs
Traditional carcass seat construction	●	●	●	●	●	●
Molded foam back construction	●	●	●	●	●	●
Tubular Steel frame finished in Silver M04 powder coat*	●	●	●	●	●	●
Plastic glides with leveling adjustment	●	●	●	●	●	●
Optional features:						
Seat to seat linking	+\$40	+\$40	+\$40	+\$40	+\$40	+\$40
Tubular Steel frame available in polished chrome*	+\$80	+\$80	+\$80	+\$80	+\$80	+\$80
Two-tone upholstery (use the price of the highest grade of the fabrics selected)	+\$50	+\$50	+\$50	+\$50	+\$50	+\$50

Available in a limited range of vinyls, please contact the Internal Sales Support Department for more details.

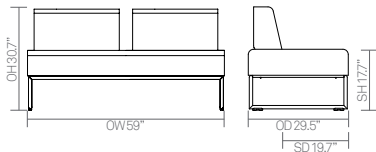
Please see pages 222-229 for the full range of Pause tables.

* Please see pages 240-261 for finish reference

Fabric Grade	C.O.M.		C.O.L.								A	B		
	1	2	3	4	5	6	7	8	9	10				11
PSM200 • Two seater	1430 3 yds	1465	1506	1556	1607	1657	1707	1809	2010	2211	2413	-	-	
PSM201LH • Two seater Full back (left hand)	1676 4.5 yds	1727	1784	1856	1929	2001	2072	2217	2505	2793	3081	-	-	
PSM201RH • Two seater Full back (right hand)	1676 4.5 yds	1727	1784	1856	1929	2001	2072	2217	2505	2793	3081	-	-	
PSM202 • Two seater 2 Full backs	1940 5.75 yds	2007	2085	2181	2277	2373	2469	2661	3045	3429	3814	-	-	
PSM203LH • 2 seater corner back (left hand)	1801 4.75 yds	1860	1927	2011	2096	2179	2263	2431	2768	3103	3440	-	-	
PSM203RH • 2 seater corner back (right hand)	1801 4.75 yds	1860	1927	2011	2096	2179	2263	2431	2768	3103	3440	-	-	

A, B = Leather COM = Customers own Material (yds) - retail based on Grade 1 price COL = Customers own Leather (sq ft.) - retail based on Grade 3 price All prices listed in US\$

dimensions — OH - Overall Height OD - Overall Depth OW - Overall Width AH - Arm Height SH - Seat Height SW - Seat Width SD - Seat Depth



Pause

Design – Allermuir

Pause is a contemporary modular seating system which works as individual pieces or in modular layouts to create waiting, working or relaxing environments. The range's versatility lends itself to a host of applications across corporate or hospitality environments.



standard & optional features

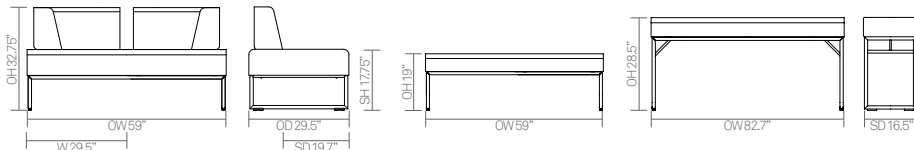
	PSM204 Two seater, 2 corner backs	PSM205 Two seater, 'Love Seat'	PSM206 (RH) Two seater, full & corner back	PSM207 (LH) Two seater, full & corner back	PSB154L Low bench 59"w	PSB214L Low bench 82.5"w	PSB154H High bench 59"w	PSB214H High bench 82.5"w
● Standard feature □ Not available								
Weight	85lbs	85lbs	36lbs	36lbs	48lbs	59lbs	60lbs	65lbs
Traditional carcass seat construction	●	●	●	●	●	●	●	●
Molded foam back construction	●	●	●	●	●	●	●	●
Tubular Steel frame finished in Silver M04 powder coat*	●	●	●	●	●	●	●	●
Plastic glides with leveling adjustment	●	●	●	●	●	●	●	●
Optional features:								
Seat to seat linking	+\$40	+\$40	+\$40	+\$40	□	□	□	□
Tubular Steel frame available in polished chrome*	+\$80	+\$80	+\$80	+\$80	+\$65	+\$80	+\$90	+\$100
Two-tone upholstery (use the price of the highest grade of the fabrics selected)	+\$50	+\$50	+\$50	+\$50	+\$50	+\$50	+\$50	+\$50

Available in a limited range of vinyls, please contact the Internal Sales Support Department for more details.

Please see pages 222-229 for the full range of Pause tables.

* Please see pages 240-261 for finish reference

dimensions — OH - Overall Height OD - Overall Depth OW - Overall Width AH - Arm Height SH - Seat Height SW - Seat Width SD - Seat Depth



Fabric Grade	C.O.M.		C.O.L.								A	B		
	1	2	3	4	5	6	7	8	9	10				11
PSM204 • Two seater 2 corner backs	2164 6.5 yds	2249	2345	2465	2585	2705	2825	3065	3545	4025	4565	-	-	
PSM205 • Two seater 'Love Seat'	2164 6.5 yds	2249	2345	2465	2585	2705	2825	3065	3545	4025	4565	-	-	
PSM206 (RH) • Two seater full and corner back	2052 6.5 yds	2128	2214	2322	2430	2538	2647	2862	3295	3726	4159	-	-	
PSM207 (LH) • Two seater full and corner back	2052 6.5 yds	2128	2214	2322	2430	2538	2647	2862	3295	3726	4159	-	-	
PSB154L • Low bench 59"w	1546 2.25 yds	1573	1602	1642	1680	1718	1757	1833	1987	2141	2295	-	-	
PSB214L • Low bench 82.5"w	1783 3.25 yds	1820	1862	1916	1969	2022	2074	2180	2391	2602	2813	-	-	
PSB154H • High bench 59"w	1701 2.25 yds	1728	1758	1797	1836	1873	1912	1989	2142	2296	2450	-	-	
PSB214H • High bench 82.5"w	1932 3.25 yds	1968	2011	2064	2114	2149	2222	2327	2539	2750	2962	-	-	

A, B = Leather COM = Customers own Material (yds) - retail based on Grade 1 price COL = Customers own Leather (sq ft.) - retail based on Grade 3 price All prices listed in US \$

Pause

Design – Allermuir

Pause is a contemporary modular seating system which works as individual pieces or in modular layouts to create waiting, working or relaxing environments. The range's versatility lends itself to a host of applications across corporate or hospitality environments.



standard & optional features

- Standard feature
- Not available

	PSS042L Mobile low stool	PSS042H Static high stool	PSP075L Low - power module	PSP075H High - power module
Weight	17lbs	22lbs	19lbs	23lbs
Tubular Steel frame finished in Silver M04 powder coat*	●	●	●	●
Electrical unit includes 2 outlets, 2 USB (Black or Silver)	□	□	●	●
Plastic glides with leveling adjustment	□	●	●	●
2.25" hard wheel casters	●	□	□	□

Optional features:

Glides	+\$40	□	□	□
Tubular Steel frame available in polished chrome*	+\$30	+\$50	+\$40	+\$40
Soft wheel casters	+\$30	□	□	□
Counter height stool option, seat height 24.5" (add CH to product code)	□	+\$72	□	□
Two-tone upholstery (use the price of the highest grade of the fabrics selected)	+\$50	+\$50	+\$50	+\$50

Available in a limited range of vinyls, please contact the Internal Sales Support Department for more details.

Please see pages 222-229 for the full range of Pause tables.

* Please see pages 240-261 for finish reference

dimensions — OH - Overall Height OD - Overall Depth OW - Overall Width AH - Arm Height SH - Seat Height SW - Seat Width SD - Seat Depth



Fabric Grade	C.O.M.		C.O.L.								A	B	
	1	2	3	4	5	6	7	8	9	10			11
PSS042L • Mobile low stool	817	839	864	894	927	958	989	1051	1176	1301	1425	979	1329
	2.75 yds		60.5 sq ft.										
PSS042H • Static high stool	840	852	866	882	899	916	933	966	1033	1100	1168	879	1071
	1.6 yds		35.2 sq ft.										
PSP075L • Low - power module	1417	1447	1480	1522	1564	1606	1648	1733	1901	2069	2238	-	-
	2.25 yds												
PSP075H • High - power module	1428	1464	1506	1558	1610	1662	1714	1817	2025	2233	2441	-	-
	2.75 yds												

A, B = Leather COM = Customers own Material (yds) - retail based on Grade 1 price COL = Customers own Leather (sq ft.) - retail based on Grade 3 price All prices listed in US \$

