

Open – Low Level Tables

Design – PearsonLloyd

Complementing the Open seating range, the Open collection of occasional tables has a striking polished Aluminum base with a choice of top shapes. Available in three different heights, they are perfectly suited to meeting, dining and breakout areas in a multitude of environments.



standard & optional features

- Standard feature
- Not available

	A645-30RD Low level table Round 30" dia.	A645-3030 Low level table Square 30"/30"	A645-30SS Low level table Soft square 30"/30"	A645-4128SR Low level table Soft rectangle 41"/28"
Weight	30lbs	44lbs	32lbs	39lbs
1" laminate faced MDF core top with a clear finish edge profile*	●	●	●	●
Polished Aluminum base with a polished Chrome center column*	●	●	●	●
Plastic glides with leveling adjustment	●	●	●	●

Optional features:

Table edge profile can be stained*	+\$25	+\$25	+\$25	+\$25
Available in all standard and select mineral powder coat finishes*	+\$100	+\$100	+\$100	+\$100

*Please see pages 240-261 for finish reference

dimensions – OH - Overall Height OD - Overall Depth OW - Overall Width AH - Arm Height SH - Seat Height SW - Seat Width SD - Seat Depth



Code	Edge	MFC	A (11, 37)	B (11, 37)	C (11, 37)	S (80, 82)	G
A645-30RD • Round • 14"h x 30" dia.	11 37 80 82	-	947	1057	1314	2930	-
A645-3030 • Square • 14"h x 30" x 30"	11 37 80 82	-	947	1057	1314	2930	-
A645-30SS • Soft square • 15.75"h x 30" x 30"	11 37 80 82	-	947	1057	1314	2930	-
A645-4128SR • Soft rectangular • 15.75"h x 41" x 28"	11 37 80 82	-	1147	1280	1603	3575	-

E = Edge Profile S = Solid Surface A = Grade A Laminate Range B = Grade B Laminate Range C = Grade C Laminate Range
MFC = Melamine faced chipboard See Page 258 for Edge References See Page 260-261 for Laminate Options All prices listed in US\$



Open – Side Tables

Design – PearsonLloyd

Complementing the Open seating range, the Open collection of occasional tables has a striking polished Aluminum base with a choice of top shapes. Available in three different heights, they are perfectly suited to meeting, dining and breakout areas in a multitude of environments.



standard & optional features

- Standard feature
- Not available

A648-30RD	A648-3030	A648-30SS
Low level table Round 30" dia.	Low level table Square 30"/30"	Low level table Soft square 30"/30"

Weight	30lbs	44lbs	32lbs
1" laminate faced MDF core top with a clear finish edge profile*	●	●	●
Polished Aluminum base with a polished Chrome center column*	●	●	●
Plastic glides with leveling adjustment	●	●	●

Optional features:

Table edge profile can be stained*	+\$25	+\$25	+\$25
Available in all standard and select mineral powder coat finishes*	+\$100	+\$100	+\$100

* Please see pages 240-261 for finish reference

Code	Edge	MFC	A (11, 37)	B (11, 37)	C (11, 37)	S (80, 82)	G
A648-30RD • Round • 24"h x 30" dia.	11 37 80 82	-	977	1087	1344	2960	-
A648-3030 • Square • 24"h x 30" x 30"	11 37 80 82	-	977	1087	1344	2960	-
A648-30SS • Soft square • 24"h x 30" x 30"	11 37 80 82	-	977	1087	1344	2960	-

E = Edge Profile S = Solid Surface A = Grade A Laminate Range B = Grade B Laminate Range C = Grade C Laminate Range
 MFC = Melamine faced chipboard See Page 258 for Edge References See Page 260-261 for Laminate Options All prices listed in US \$



dimensions – OH - Overall Height OD - Overall Depth OW - Overall Width AH - Arm Height SH - Seat Height SW - Seat Width SD - Seat Depth



Open – Dining Height Tables

Design – PearsonLloyd

Complementing the Open seating range, the Open collection of occasional tables has a striking polished Aluminum base with a choice of top shapes. Available in three different heights, they are perfectly suited to meeting, dining and breakout areas in a multitude of environments.



standard & optional features

- Standard feature
- Not available

	A646-30RD	A646-36RD	A646-3030	A646-3636	A646-30SS	A646-36SS
	Round 30" dia.	Round 36" dia.	Square 30"/30"	Square 36"/36"	Soft square 30"/30"	Soft square 36"/36"

Weight	-	-	-	-	-	-
1" laminate faced MDF core top with a clear finish edge profile*	●	●	●	●	●	●
Polished Aluminum base with a polished Chrome center column*	●	●	●	●	●	●
Plastic glides with leveling adjustment	●	●	●	●	●	●

Optional features:

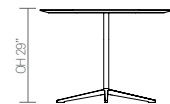
Table edge profile can be stained*	+\$25	+\$25	+\$25	+\$25	+\$25	+\$25
Available in all standard and select mineral powder coat finishes*	+\$100	+\$100	+\$100	+\$100	+\$100	+\$100

*Please see pages 240-261 for finish reference

Code	Edge	MFC	A (11, 37)	B (11, 37)	C (11, 37)	S (80, 82)	G
A646-30RD • Round • 29"h x 30" dia.	11 37 80 82	-	1007	1117	1374	2990	-
A646-36RD • Round • 29"h x 36" dia.	11 37	-	1082	1192	1449	-	-
A646-3030 • Square • 29"h x 30" x 30"	11 37 80 82	-	1007	1117	1374	2990	-
A646-3636 • Square • 29"h x 36" x 36"	11 37	-	1082	1192	1449	-	-
A646-30SS • Soft square • 29"h x 30" x 30"	11 37 80 82	-	1007	1117	1374	2990	-
A646-36SS • Soft square • 29"h x 36" x 36"	11 37	-	1082	1192	1449	-	-

E = Edge Profile S = Solid Surface A = Grade A Laminate Range B = Grade B Laminate Range C = Grade C Laminate Range
 MFC = Melamine faced chipboard See Page 258 for Edge References See Page 260-261 for Laminate Options All prices listed in US\$

dimensions – OH - Overall Height OD - Overall Depth OW - Overall Width AH - Arm Height SH - Seat Height SW - Seat Width SD - Seat Depth



Open – Dining Height Tables

Design – PearsonLloyd

Complementing the Open seating range, the Open collection of occasional tables has a striking polished Aluminum base with a choice of top shapes. Available in three different heights, they are perfectly suited to meeting, dining and breakout areas in a multitude of environments.



standard & optional features

- Standard feature
- Not available

	A647-4830	A647-5430	A647-6030	A647-6630	A647-7230
	Rectangle 48"/30"	Rectangle 54"/30"	Rectangle 60"/30"	Rectangle 66"/30"	Rectangle 72"/30"

Weight	-	-	-	-	-
1" laminate faced MDF core top with a clear finish edge profile*	●	●	●	●	●
Polished Aluminum base with a polished Chrome center column*	●	●	●	●	●
Plastic glides with leveling adjustment	●	●	●	●	●

Optional features:

Table edge profile can be stained*	+\$25	+\$25	+\$25	+\$25	+\$25
Available in all standard and select mineral powder coat finishes*	+\$200	+\$200	+\$200	+\$200	+\$200

*Please see pages 240-261 for finish reference

Code	Edge	MFC	A (11, 37)	B (11, 37)	C (11, 37)	S (80, 82)	G
A647-4830 • Rectangle • 29"h x 48" x 30"	11 37 80 82	-	1496	1761	2551	4601	-
A647-5430 • Rectangle • 29"h x 54" x 30"	11 37 80 82	-	1661	1957	2835	5113	-
A647-6030 • Rectangle • 29"h x 60" x 30"	11 37 80 82	-	1846	2174	3150	5681	-
A647-6630 • Rectangle • 29"h x 66" x 30"	11 37 80 82	-	1966	2245	3255	5916	-
A647-7230 • Rectangle • 29"h x 72" x 30"	11 37 80 82	-	2037	2316	3359	6150	-



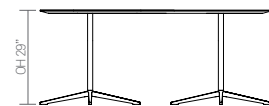
E = Edge Profile S = Solid Surface
MFC = Melamine faced chipboard

A = Grade A Laminate Range
See Page 258 for Edge References

B = Grade B Laminate Range
See Page 260-261 for Laminate Options

C = Grade C Laminate Range
All prices listed in US\$

dimensions – OH - Overall Height OD - Overall Depth OW - Overall Width AH - Arm Height SH - Seat Height SW - Seat Width SD - Seat Depth



Open – Dining Height Tables

Design – PearsonLloyd

Complementing the Open seating range, the Open collection of occasional tables has a striking polished Aluminum base with a choice of top shapes. Available in three different heights, they are perfectly suited to meeting, dining and breakout areas in a multitude of environments.



standard & optional features

- Standard feature
- Not available

A647-4836	A647-5436	A647-6636	A647-7236
Rectangle 48"/36"	Rectangle 54"/36"	Rectangle 66"/36"	Rectangle 72"/36"

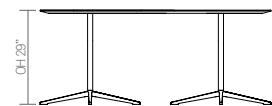
Weight	-	-	-	-
1" laminate faced MDF core top with a clear finish edge profile*	●	●	●	●
Polished Aluminum base with a polished Chrome center column*	●	●	●	●
Plastic glides with leveling adjustment	●	●	●	●

Optional features:

Table edge profile can be stained*	+\$25	+\$25	+\$25	+\$25
Available in all standard and select mineral powder coat finishes*	+\$200	+\$200	+\$200	+\$200

*Please see pages 240-261 for finish reference

dimensions – OH - Overall Height OD - Overall Depth OW - Overall Width AH - Arm Height SH - Seat Height SW - Seat Width SD - Seat Depth



Code	Edge	MFC	A	B	C	S	G
A647-4836 • Rectangle • 29"h x 48" x 36"	11 37	-	1520	1914	2596	-	-
A647-5436 • Rectangle • 29"h x 54" x 36"	11 37	-	1689	2127	2884	-	-
A647-6636 • Rectangle • 29"h x 66" x 36"	11 37	-	1877	2364	3204	-	-
A647-7236 • Rectangle • 29"h x 72" x 36"	11 37	-	2085	2626	3561	-	-

E = Edge Profile S = Solid Surface A = Grade A Laminate Range B = Grade B Laminate Range C = Grade C Laminate Range
 MFC = Melamine faced chipboard See Page 258 for Edge References See Page 260-261 for Laminate Options All prices listed in US\$



Open – Dining Height Tables

Design – PearsonLloyd

Complementing the Open seating range, the Open collection of occasional tables has a striking polished Aluminum base with a choice of top shapes. Available in three different heights, they are perfectly suited to meeting, dining and breakout areas in a multitude of environments.



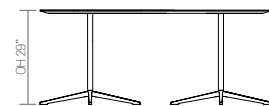
standard & optional features

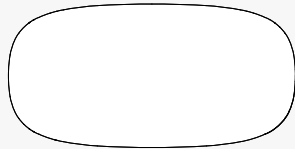



- Standard feature
- Not available

	A647-4836SR Soft Rectangle 48"/36"	A647-5436SR Soft Rectangle 54"/36"	A647-6636SR Soft Rectangle 66"/36"	A647-7236SR Soft Rectangle 72"/36"
Weight	-	-	-	-
1" laminate faced MDF core top with a clear finish edge profile*	●	●	●	●
Polished Aluminum base with a polished Chrome center column*	●	●	●	●
Plastic glides with leveling adjustment	●	●	●	●
Optional features:				
Table edge profile can be stained*	+\$25	+\$25	+\$25	+\$25
Available in all standard and select mineral powder coat finishes*	+\$200	+\$200	+\$200	+\$200

*Please see pages 240-261 for finish reference

dimensions – OH - Overall Height OD - Overall Depth OW - Overall Width AH - Arm Height SH - Seat Height SW - Seat Width SD - Seat Depth



Code	Edge	MFC	A	B	C	S	G	
A647-4836SR • Soft Rectangle • 29"h x 48" x 36"		11 37	-	1520	1914	2596	-	-
A647-5436SR • Soft Rectangle • 29"h x 54" x 36"		11 37	-	1689	2127	2884	-	-
A647-6636SR • Soft Rectangle • 29"h x 66" x 36"		11 37	-	1877	2364	3204	-	-
A647-7236SR • Soft Rectangle • 29"h x 72" x 36"		11 37	-	2085	2626	3561	-	-



E = Edge Profile S = Solid Surface A = Grade A Laminate Range B = Grade B Laminate Range C = Grade C Laminate Range
MFC = Melamine faced chipboard See Page 258 for Edge References See Page 260-261 for Laminate Options All prices listed in US\$

Open – Dining Height Tables

Design – PearsonLloyd

Complementing the Open seating range, the Open collection of occasional tables has a striking polished Aluminum base with a choice of top shapes. Available in three different heights, they are perfectly suited to meeting, dining and breakout areas in a multitude of environments.



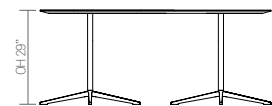
standard & optional features

- Standard feature
- Not available

	A647-4830SR Soft rectangle 48" / 30"	A647-5430SR Soft rectangle 54" / 30"	A647-6030SR Soft rectangle 60" / 30"	A647-6630SR Soft rectangle 66" / 30"	A647-7230SR Soft rectangle 72" / 30"
Weight	-	-	-	-	-
1" laminate faced MDF core top with a clear finish edge profile*	●	●	●	●	●
Polished Aluminum base with a polished Chrome center column*	●	●	●	●	●
Plastic glides with leveling adjustment	●	●	●	●	●
Optional features:					
Table edge profile can be stained*	+\$25	+\$25	+\$25	+\$25	+\$25
Available in all standard and select mineral powder coat finishes*	+\$200	+\$200	+\$200	+\$200	+\$200

*Please see pages 240-261 for finish reference

dimensions – OH - Overall Height OD - Overall Depth OW - Overall Width AH - Arm Height SH - Seat Height SW - Seat Width SD - Seat Depth



Code	Edge	MFC	A (11, 37)	B (11, 37)	C (11, 37)	S (80, 82)	G
A647-4830SR • Soft rectangle • 29"h x 48" x 30"	11 37 80 82	-	1496	1761	2551	4601	-
A647-5430SR • Soft rectangle • 29"h x 54" x 30"	11 37 80 82	-	1661	1957	2835	5113	-
A647-6030SR • Soft rectangle • 29"h x 60" x 30"	11 37 80 82	-	1846	2174	3150	5681	-
A647-6630SR • Soft rectangle • 29"h x 66" x 30"	11 37 80 82	-	1966	2245	3255	5916	-
A647-7230SR • Soft rectangle • 29"h x 72" x 30"	11 37 80 82	-	2037	2316	3359	6150	-

E = Edge Profile S = Solid Surface A = Grade A Laminate Range B = Grade B Laminate Range C = Grade C Laminate Range
MFC = Melamine faced chipboard See Page 258 for Edge References See Page 260-261 for Laminate Options All prices listed in US\$



Open – Height Tables

Design – PearsonLloyd

Complementing the Open seating range, the Open collection of occasional tables has a striking polished Aluminum base with a choice of top shapes. Available in three different heights, they are perfectly suited to meeting, dining and breakout areas in a multitude of environments.



standard & optional features

- Standard feature
- Not available

	A649-24RD	A649-2424	A649-24SS
	Round 24" dia.	Square 24"/24"	Soft square 24"/24"

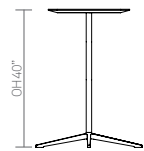
Weight	28lbs	29lbs	27lbs
1" laminate faced MDF core top with a clear finish edge profile*	●	●	●
Polished Aluminum base with a polished Chrome center column*	●	●	●
Plastic glides with leveling adjustment	●	●	●

Optional features:

Table edge profile can be stained*	+ \$25	+ \$25	+ \$25
Available in all standard and select mineral powder coat finishes*	+ \$150	+ \$150	+ \$150

* Please see pages 240-261 for finish reference

dimensions – OH - Overall Height OD - Overall Depth OW - Overall Width AH - Arm Height SH - Seat Height SW - Seat Width SD - Seat Depth



Code	Edge	MFC	A (11, 37)	B (11, 37)	C (11, 37)	S (80, 82)	G
A649-24RD • Round • 40"h x 24" dia.	11 37 80 82	-	1085	1293	1852	2710	-
A649-2424 • Square • 40"h x 24" x 24"	11 37 80 82	-	1085	1293	1852	2710	-
A649-24SS • Soft square • 40"h x 24" x 24"	11 37 80 82	-	1085	1293	1852	2710	-

E = Edge Profile S = Solid Surface A = Grade A Laminate Range B = Grade B Laminate Range C = Grade C Laminate Range
 MFC = Melamine faced chipboard See Page 258 for Edge References See Page 260-261 for Laminate Options All prices listed in US \$

